



# MAP-21 and Local Agencies



U.S. Department of Transportation  
**Federal Highway Administration**

**Thomas Van**  
**October 2014**

# Contents

What's in MAP-21?

Participating in the Process

Thinking behind the Rules

Local Agency Issues

The Expanded NHS

Suggested Approaches

Resources

# What's in MAP-21?

- NHS Focus
- \$\$\$ Funding Programs
- Flexibility
- Asset Management
- Performance Target Setting
- Reporting



# National Goals

- 1.Safety
- 2.Infrastructure Condition
- 3.Congestion Reduction
- 4.System Reliability
- 5.Freight Movement & Economic Vitality
- 6.Environmental Sustainability
- 7.Reduced Project Delivery Delays

# MAP-21 Policy Initiatives

Business Practices:

Sustainable - Asset Management Plan  
Performance - Set Goals and Report  
Transparent - Plain Language

# MAP-21 Key Issues

Planning  
Asset Management  
Performance



# What Implementation Means...

- Congress enacts legislation
- Rules define how it is enacted

Complex Process

Must include Comments


Full Economic Justification

**Can I comment?**

**Yes!!! For Pavements, Soon...**

**<http://www.fhwa.dot.gov/Map21/>**





It can't be that expensive!  
Are you sure?  
There must be alternatives!!!  
The economics don't work.  
Why me and why now?

# The thinking....

**Right Measures?  
Right Quality?  
Right Analysis?  
Right Quantity?  
Benefits?**



The Secretary will develop:

...“(ii) measures for States to use to assess—

“(I) the condition of pavements on the Interstate system;

“(II) the condition of pavements on the National Highway System (excluding the Interstate);

“(III) the condition of bridges on the National Highway System;

“(IV) the performance of the Interstate System;  
and

“(V) the performance of the National Highway System (excluding the Interstate System);...

# Characterizing Reality

What can we measure?

How good is it?

Does it matter?





# Performance Measures, Targets, and Progress Reporting for:

- Condition of Pavements and Bridges
- Safety
- Highway Congestion & Air Quality
- Freight Movement



# Does it matter?



# Data - Driven Decisions: Pulling it together

## Planning

What are we going to do?

AM/Engineering/Operations, etc.

How are we going to do it?

## Performance

Do results meet expectations?

# Risk-based Asset Management Plan

Shall contain, at a minimum:

*“(A) a summary listing of the pavement and bridge assets on the National Highway System in the State, including a description of the condition of those assets;*

*“(B) asset management objectives and measures;*

*“(C) performance gap identification;*

*“(D) lifecycle cost and risk management analysis;*

*“(E) a financial plan; and*

*“(F) investment strategies...”*



# Local Agency Participation

Planning - Mostly STIP

Asset Management - TAMP

Performance - Targets and Reporting

**The  
E-x-p-a-n-d-e-d  
NHS...**

**What Happened???**



# Expanded NHS: Impacts on Western States

State	2011			2012			Δ	%
	State	Other	Total	State	Other	Total	Total	Increase
Alaska	2142	2	2144	2212	21	2233	89	4.15%
Arizona	2578	202	2780	2925	1188	4113	1333	47.95%
California	7142	5	7147	8602	5615	14217	7070	98.92%
Colorado	3427	141	3568	4134	694	4828	1260	35.31%
Hawaii	334	19	353	403	41	444	91	25.78%
Idaho	2343	11	2354	2536	232	2768	414	17.59%
Montana	3880	0	3880	3962	39	4001	121	3.12%
Nevada	2155	9	2164	2390	143	2533	369	17.05%
New Mexico	2929	44	2973	3141	230	3371	398	13.39%
Oregon	3673	80	3753	4058	297	4355	602	16.04%
Utah	2165	30	2195	2580	34	2614	419	19.09%
Washington	3275	134	3409	3607	992	4599	1190	34.91%
Wyoming	2913	28	2941	3055	72	3127	186	6.32%

Source: [Highway Statistics](#) 2011 & 2012

# Issues:

- Who Manages the NHS Assets?
- Design Standards
- Measuring and Reporting Conditions
- Setting Performance Targets
- MPO involvement
- And .....


# Issues:

- Data Collection - Who does it?
- Managing Conditions - Who is responsible?
- MPOs involvement...
- Transparency



# What to do?

- Have a Plan
- Build in Transparency
- Proactively Manage
- Work with the State DOT



# Keep in Mind

- Decision Makers need facts
- Think Long-Term
- Economics are important
- Predictions and Credibility



# Resources:

LTAP Centers:

Washington - Ruth McIntyre 360-705-7352

Oregon -Rebekah Jacobson 503-986-2854

Idaho - Local Highway Technical Assistance Council  
(208) 344-0565

FHWA Division Office



# Resources:

**Contact me:**

**Thomas Van**

**Tel: 202-366-1341**

**Email: [thomas.van@dot.gov](mailto:thomas.van@dot.gov)**

**Websites:**

**MAP-21:**

<http://www.fhwa.dot.gov/map21/>

**Asset Management**

<http://www.fhwa.dot.gov/asset/index.cfm>

**NHS**

[http://www.fhwa.dot.gov/planning/national\\_highway\\_system/nhs\\_maps/](http://www.fhwa.dot.gov/planning/national_highway_system/nhs_maps/)

**HPMS**

<https://www.fhwa.dot.gov/policyinformation/index.cfm>

